Altea (5P1) 2004-2008 & 2009—>
Altea Freetrack (5P8) 2007-2008 & 2009—>
Altea XL (5P8) 2006-2008 & 2009—>
Toledo (5P5) 2005 —>
Leon (1P0) 2005-2008 & 2009—>

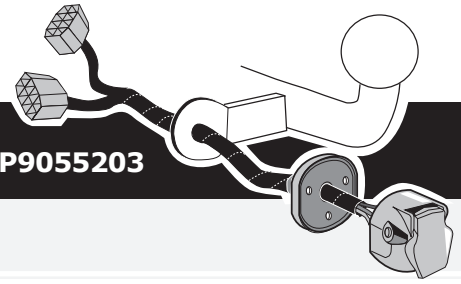

Ref.: 1P9055203

ES	**Instrucciones de montaje de kit eléctrico para enganche de remolque con base 12-N según norma DIN/ISO 1724.**	IT	**Istruzioni di montaggio di set di cavi elettrici per gancio da traino con zoccolo a 12 N conforme alla norma DIN/ISO 1724.**
FR	**Instructions de montage du faisceau électrique pour crochet d'attelage conforme à la norme DIN/ISO 1724 prise 12-N**	PT	**Instruções de montagem para kit elétrico do engate de reboque com base 12-N de acordo com a norma DIN / ISO 1724.**
NL	**Montage-handleiding elektrokabelset voor trekhaak met 12-N contactdoos vlg. DIN/ISO norm 1724.**	CZ	**Montážní pokyny: souprava pro elektrické propojení tažné tyče s 12 - N zásuvkou do normy DIN/ISO 1724.**
GB	**Fitting instructions electric wiring kit tow bar with 12-N socket up to DIN/ISO Norm 1724.**	GR	**Οδηγίες συναρμολόγησης ηλεκτρικού σετ καλωδίων μπάρας ρυμούλκησης με υποδοχή 12-N μέχρι DIN/ISO Κανόνας 1724.**
DE	**Einbauanleitung Elektrosatz Anhängervorrichtung mit 12-N Steckdose It. DIN/ISO Norm 1724.**	PL	**Instrukcje montażu zestawu okablowania elektrycznego dyszla holowniczego z 12-N stykowym gniazdem DIN/ISO 1724.**

ES	- El montaje inapropiado o efectuado por personal no cualificado originará la pérdida de todo derecho a indemnización y la expiración de toda responsabilidad civil con respecto al producto.	- Nos reservamos el derecho a efectuar modificaciones técnicas. - Utilice sólo cargas de acuerdo a la tabla de conexión del vehículo remolcado.
FR	- Il est expréssement prévu qu' on ne saurait se prévaloir d'un quelconque préjudice contractuel ou rédhibitoire si le montage avait été fait en dépit des dites instructions ou dans un garage ne disposant pas des équipments adéquats.	- Sous réserve de modifications techniques. - Ne excessez pas la charge maximale
NL	- Wij wijzen er met nadruk op, dat ondeskundige en niet door een vakkundige werkplaats uitgevoerde montage tot gevolg heeft dat daardoor ieder recht op schadevergoeding, ook op wettelijke aansprakelijkheid inzake produkten, vervalt.	- Technische wijzigingen voorbehouden. - Gebruik alleen belasting volgens aansluittabel op het getrokken voertuig.
GB	- We would expressly point out that assembly not carried out properly by a competent installer will result in cancellation of any right to damage compensation, in particular those arising by virtue of the product liability act.	- Contents of these kits and their fitting manuals are subject to alteration without notice, please ensure that these instructions are read and fully understood before commencing installation. - Do not overload circuits; the maximum loads per connection are detailed in this manual.
DE	- Wir weisen ausdrücklich darauf hin, dass eine unsachgemäße und nicht in einer Fachwerkstatt durchgeführte Montage einen Verzicht auf Entschädigung jeglicher Art insbesondere bezüglich des Produkthaftpflichtrechts zur Folge hat	- Technische Änderungen vorbehalten. - Widerstand nur gemäß der Tabelle auf dem Anhänger verwenden.
IT	- Sottolineiamo espressamente che un montaggio inadeguato ed eseguito da un'officina non specializzata ha come conseguenza il decadere di qualsiasi diritto al risarcimento danni, nonché alla responsabilità legale relativa ai prodotti.	- Ci si riserva il diritto di apportare modifiche tecniche. - Utilizzare esclusivamente un carico conforme alla tabella degli allacci relativa al veicolo in questione.
PT	- O montagem Indevido ou executados por pessoal não qualificado irá resultar na perda de qualquer direito de remuneração e cessação de responsabilidade civil para o produto.	- Nos reservamos o direito de fazer alterações técnicas. - Use apenas resistências de acordo com a tabela de conexão do veículo rebocado.
CZ	- Výslovně zdůrazňujeme, že jakákoli montáž, která není provedená ve specializované dílně, má za - následek odvolání nároků na kompenzaci jakéhokoli druhu, obzvláště vyplývajících ze zákona o odpovědnosti za způsobené škody.	- Změny mohou být provedeny bez oznámení. - Používejte pouze při maximálním nabití podle tabulky na tažném vozidle.
GR	- Επισημαίνουμε κατηγορηματικά ότι οποιαδήποτε εσφαλμένη συναρμολόγηση, η οποία δεν έχει πραγματοποιηθεί ειδικό εργαστήριο θα οδηγήσει σε αποποίηση των αξιώσεων επιβολής αποζημιώσεων οποιουδήποτε είδους, ειδικά όσα προκύπτουν από το νόμο ευθύνης προϊόντων.	- Μπορεί να τροποποιηθεί χωρίς προηγούμενη ειδοποίηση. - Χρησιμοποιείτε μόνο μέγιστο ηλεκτρικό φορτίο σύμφωνα με τον πίνακα σύνδεσης στο ρυμουλκούμενο όχημα.
PL	- Chcielibyśmy wyraźnie zaznaczyć, iż wszelki nieprawidłowy montaż, który nie jest wykonywany w specjalistycznym warsztacie pociąga za sobą utratę możliwości dochodzenia wszelkiego typu roszczeń, w szczególności tych wynikających z odpowiedzialności producenta za swój produkt.	- Podlega zmianom bez powiadomienia. - Używać tylko takiego maksymalnego obciążenia które wynika z tabliczki połączeń holowanego pojazdu.

Lista de componentes (ES) | Liste de pieces (FR) | Onderdelenlijst (NL) | Part list (GB) | Einzelteilliste (DE) | Elenco componenti (IT) | Lista de Componentes (PT) | Seznam dílů (CZ) | Κατάλογος εξαρτημάτων (GR) | Lista części (PL)

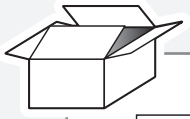



1x

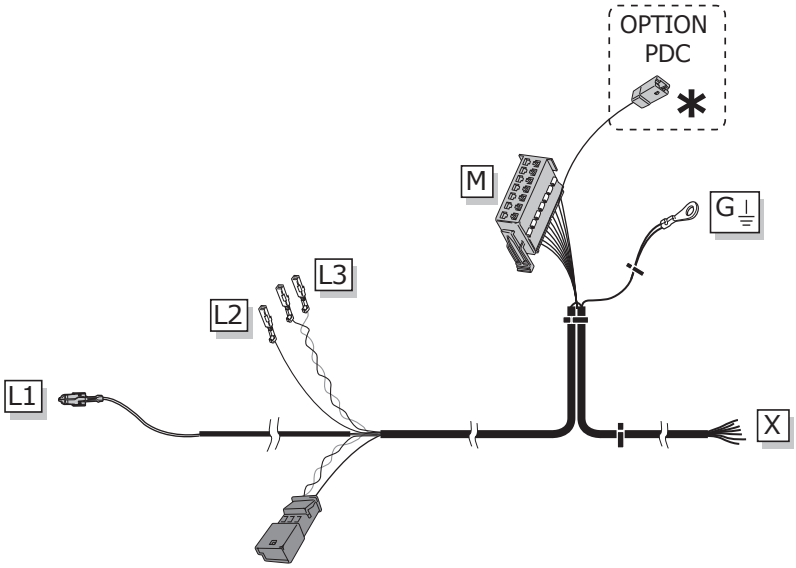

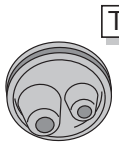



Opcional! *
Option!

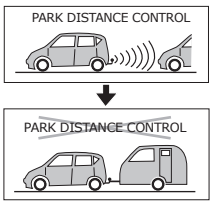

Para desconectar automáticamente los sensores de aparcamiento NO Originales, ponemos a su disposición el kit auxiliar SE-025-ZZB

For not OEM P.D.C. System use the: SE-025-ZZB

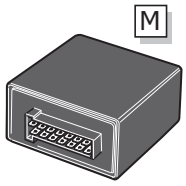

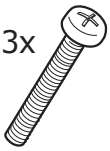

3x

3x

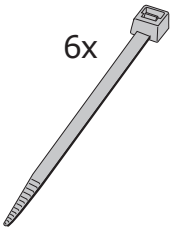

6x

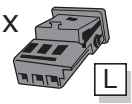

1x

1x

ALTEA / XL / FREETRACK

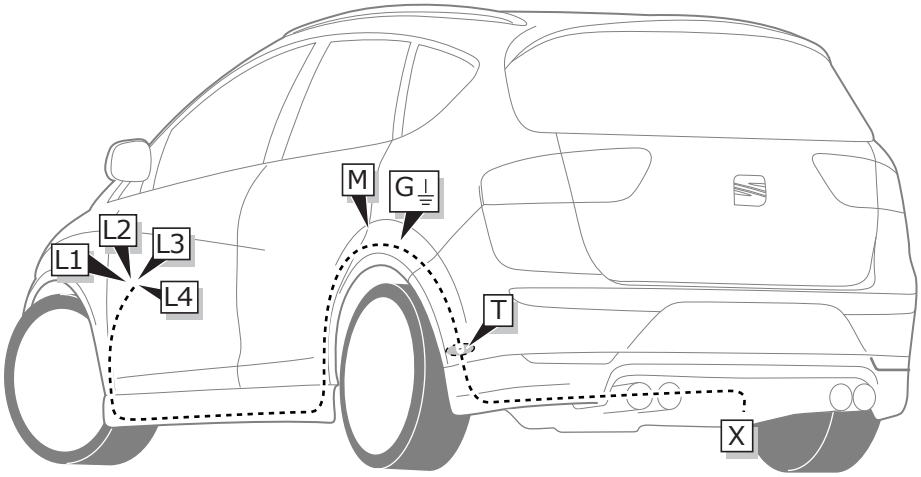

1 - 6

12 - 30

33 - 36

ALTEA / XL FREETRACK

TOLEDO

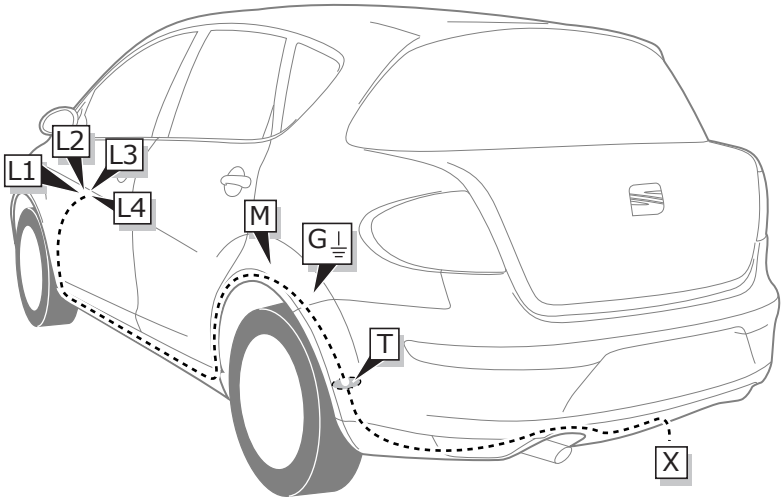

1 - 6

12 - 20

28 - 30

33 - 36

TOLEDO

LEON

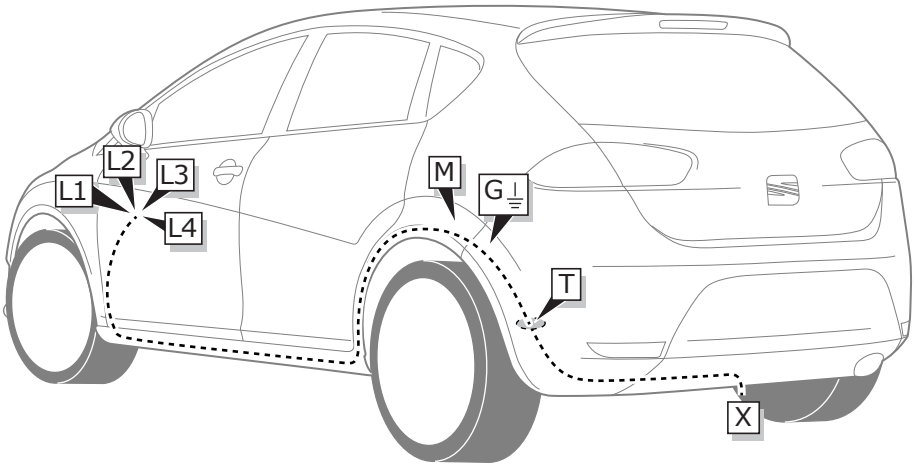

7 - 27

31 - 36

LEON

(ES) Colores	(IT) Colori
(FR) Couleurs	(PT) Cores
(NL) Kleuren	(CZ) Barevným
(GB) Colours	(GR) χρώματα
(DE) Farben	(PL) Kolorować

	ES	FR	GB	NL	DE	IT	PT	CZ	GR	PL
BU	Azul	Bleu	Blue	Blauw	Blau	Blu	Azul	Modrá	Μπλε	Niebieska
BK	Negro	Noir	Black	Zwart	Schwarz	Nero	Preto	Ćerná	Μαύρο	Czarna
BN	Marrón	Marron	Brown	Bruin	Braun	Marrone	Marrom	Hnědá	Καφέ	Brązowa
GN	Verde	Vert	Green	Groen	Grün	Verde	Verde	Zelená	Πράσινο	Zielona
GY	Gris	Gris	Grey	Grijs	Grau	Grigio	Cinza	Šeda	Γκρι	Szara
OG	Naranja	Orange	Orange	Oranje	Orange	Arancione	Laranja	Oranžová	Πορτοκάλι	Pomarańczowa
RD	Rojo	Rouge	Red	Rood	Rot	Rosso	Vermelho	Červená	Κόκκινο	Czerwona
WH	Blanco	Blanc	White	Wit	Weiß	Bianco	Branco	Bílá	Λευκό	Biała
YE	Amarillo	Jaune	Yellow	Geel	Gelb	Giallo	Amarelo	Žlutá	Κίτρινο	Żółta
PK	Rosa	Rose	Pink	Rosé	Rosa	Rosa	Rosa	Růžová	Ροζ	Różowa
PE	Púrpura	Pourpre	Purple	Paars	Purpur	Rosso porpora	Púrpura	Purpurov	Πορφυρό	Purpurowa
DL	Azul oscuro	Bleu foncé	Dark blue	Donkerblauw	Dunkelblau	Blu scuro	Azul escuro	Tmavomodrá	Σκούρο μπλε	Granatowa
DG	Verde oscuro	Vert foncé	Dark green	Donkergroen	Dunkelgrün	Verde scuro	Verde escuro	Tmavozelená	Σκούρο πράσινο	Ciemnozielona
LB	Azul claro	Bleu clair	Light blue	Lichtblauw	Hellblau	Blu chiaro	Azul clara	Bleděmodrá	Ανοικτό μπλε	Jasnoniebieska
LG	Verde claro	Vert clair	Light green	Lichtgroen	Hellgrün	Verde chiaro	Verde clara	Světlezelená	Ανοικτό πράσινο	Jasnozielona
NL	Color natural	Nature	Natural colour	Naturel	Naturfarben	Colori naturali	Cor natural	Přírodní	Φυσικά χρώματα	Barwy
SB	Azul cielo	Bleu ciel	Sky blue	Hemelsblauw	Himmelblau	Celeste	Azul céu	Blankytná	Γαλάζιο	Bękitna
T	Amarillo-marrón	Marron-jaune	Yellow brown	Geelbruin	Gelbbraun	Giallomarrone	Amarelo-torrado	Žlutohnědá	Κίτρινοκαφέ	Żółtobrązowa
VT	Violeta	Violet	Violet	Violet	Violett	Viola	Violeta	Fialová	Μοβ	Fioletowa

1

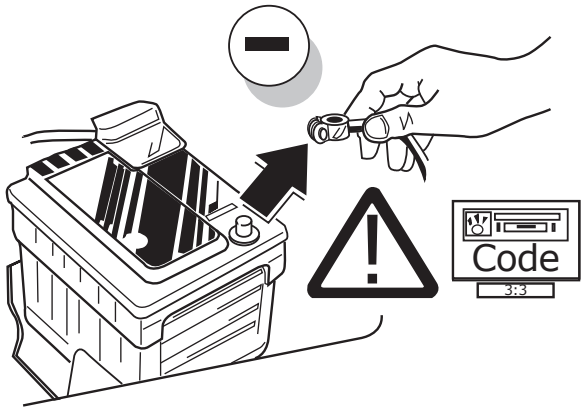

2

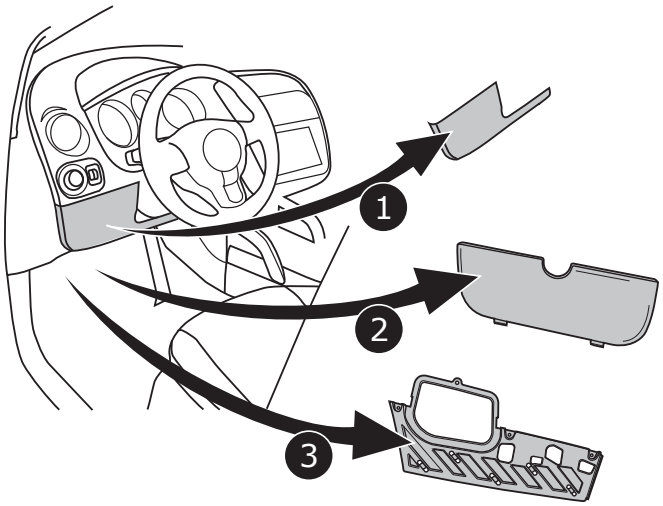

3

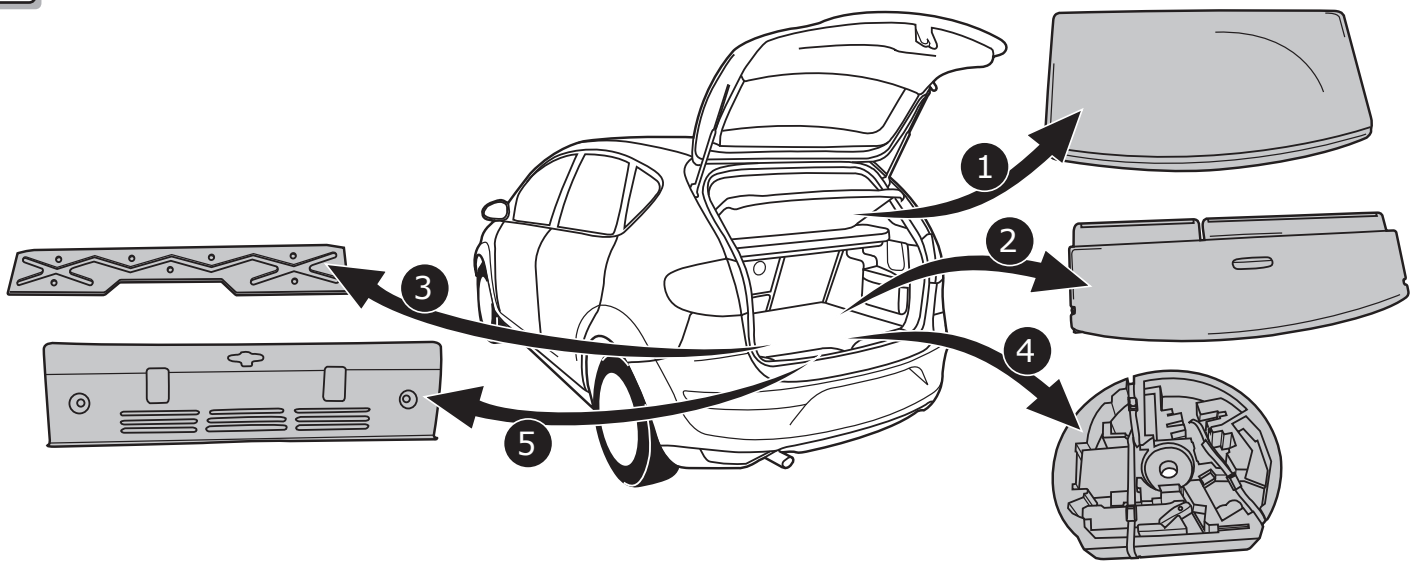

4

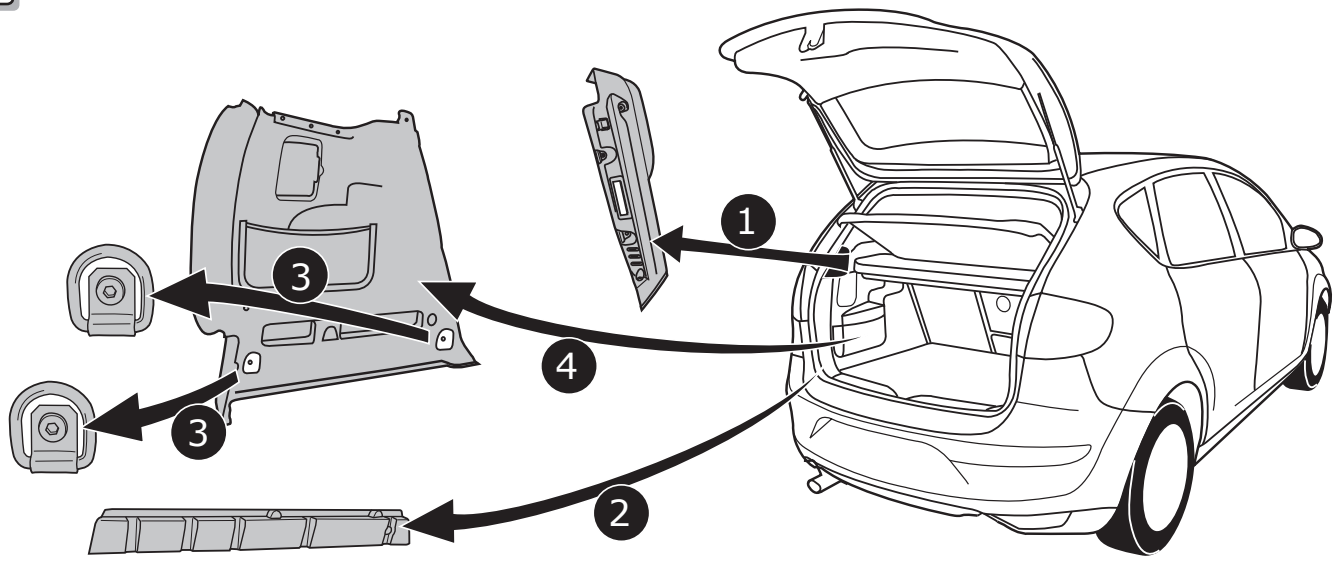

5

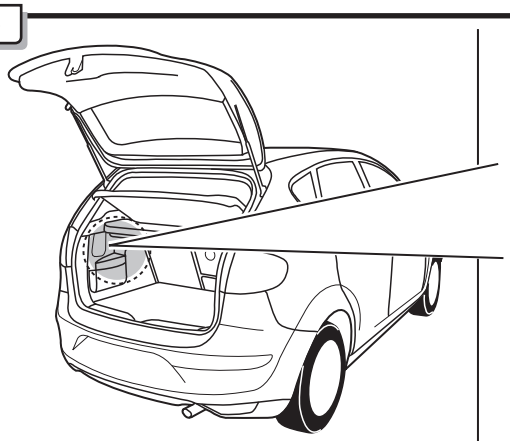

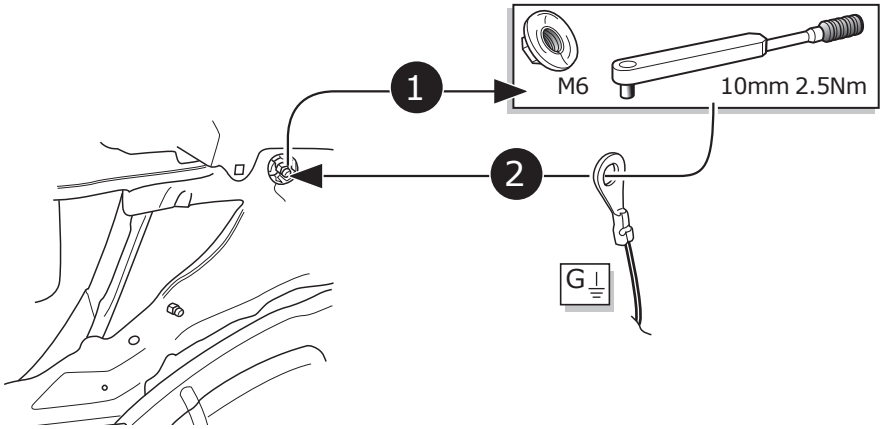

6

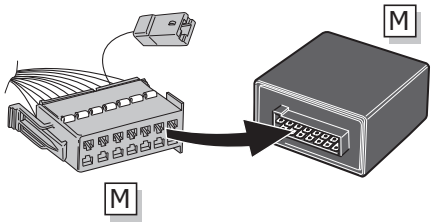

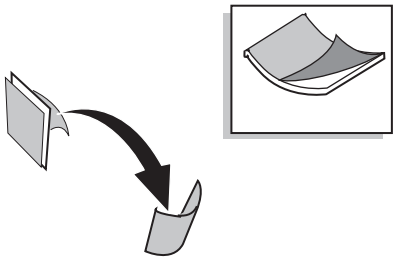

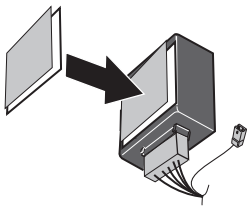

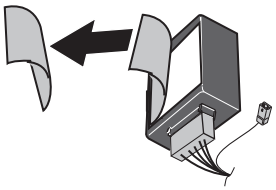



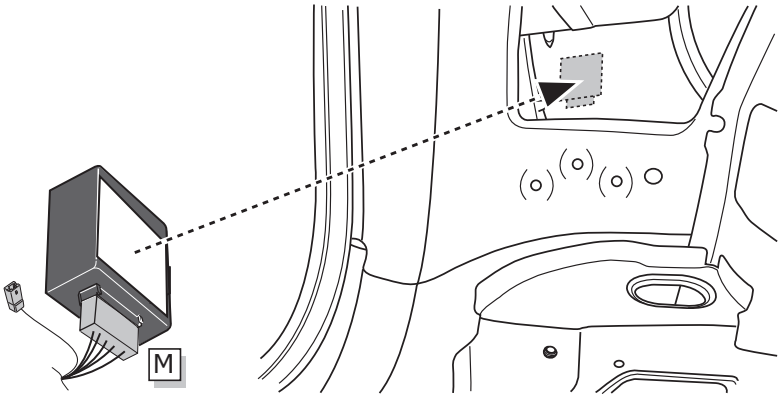

INFO

ALTEA / XL FREETRACK → Pag. 8 → 12 – 30

TOLEDO → Pag. 8 → 12 – 20

© ECS Electronics B.V.

7

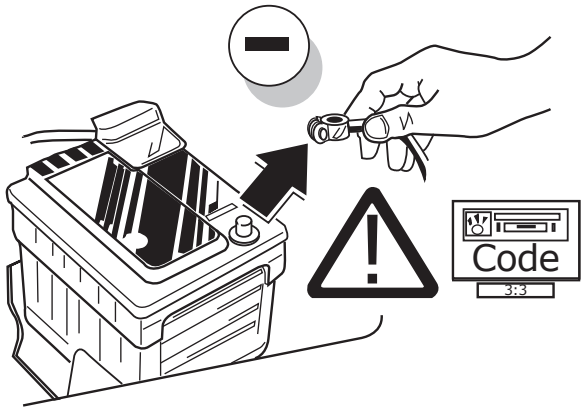

8

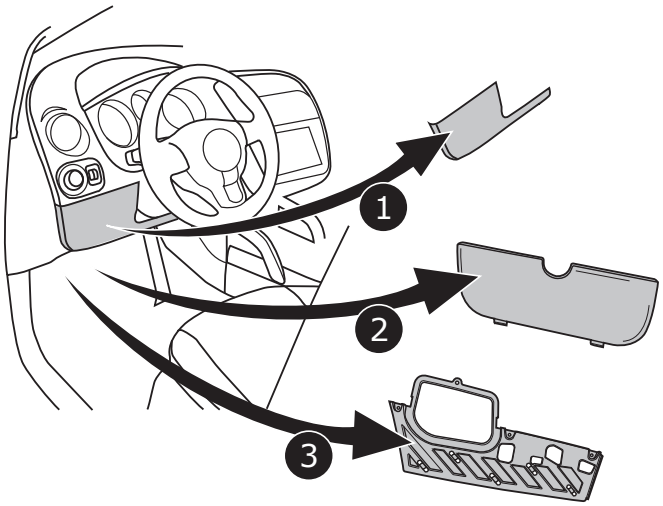

9

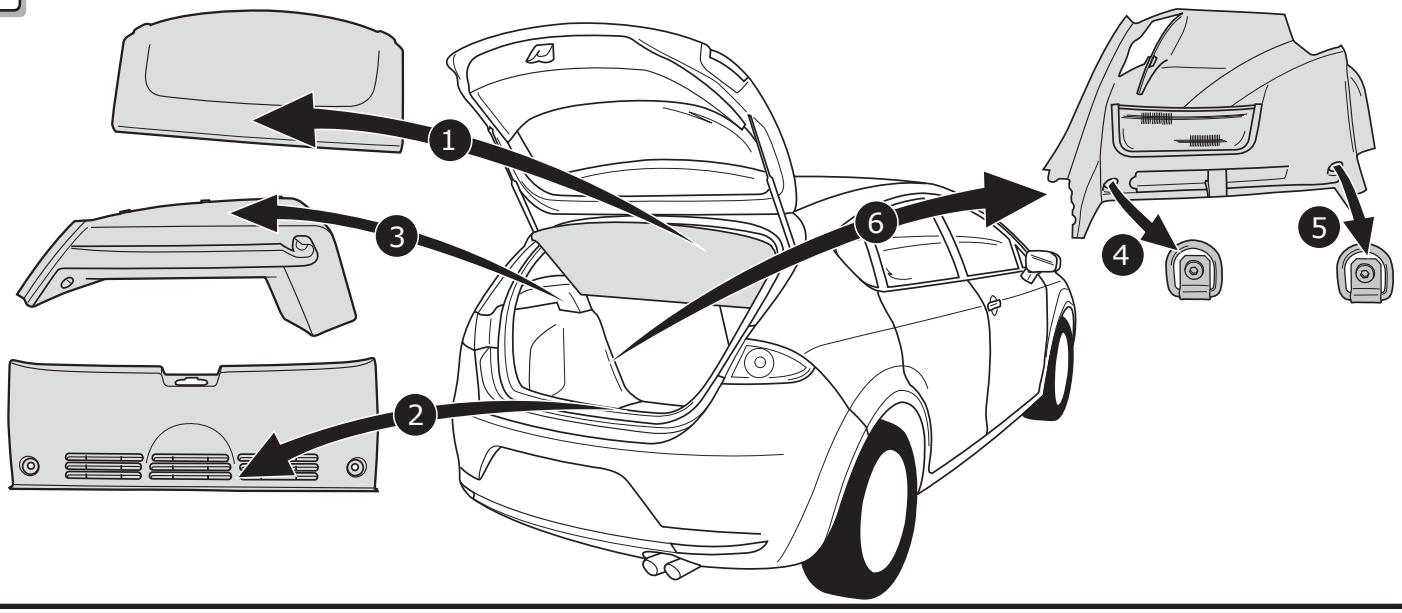

10

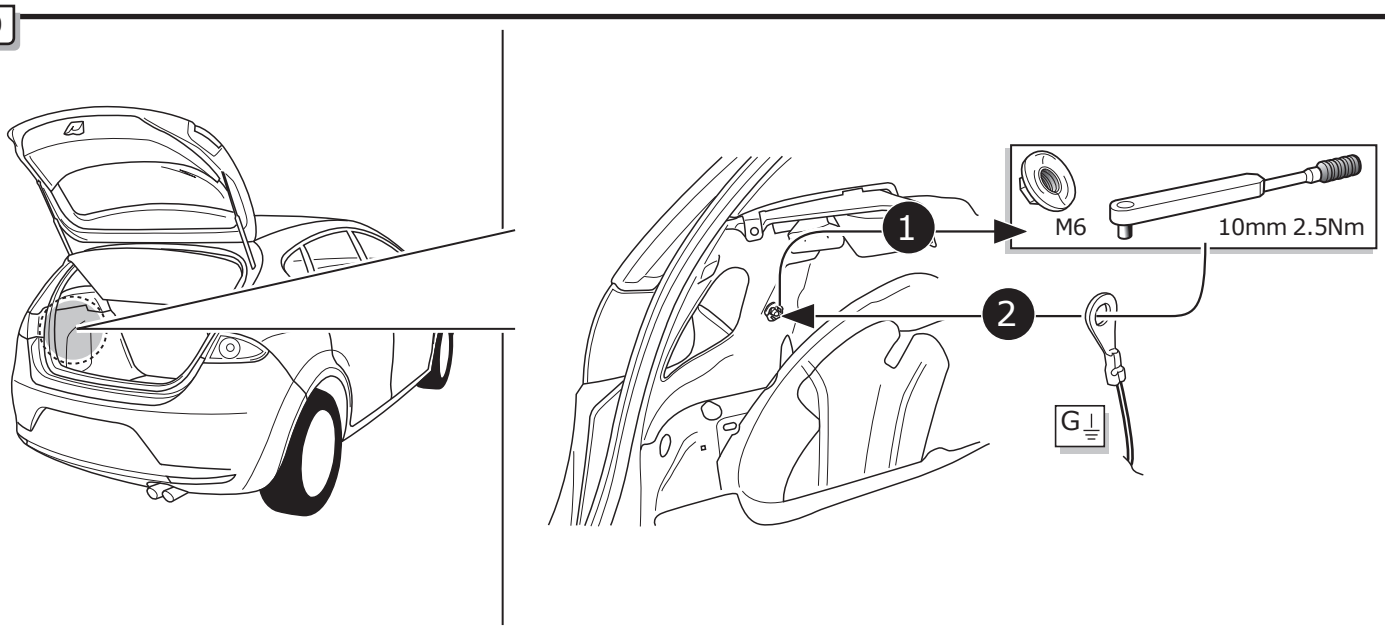

© ECS Electronics B.V.

LEON

11

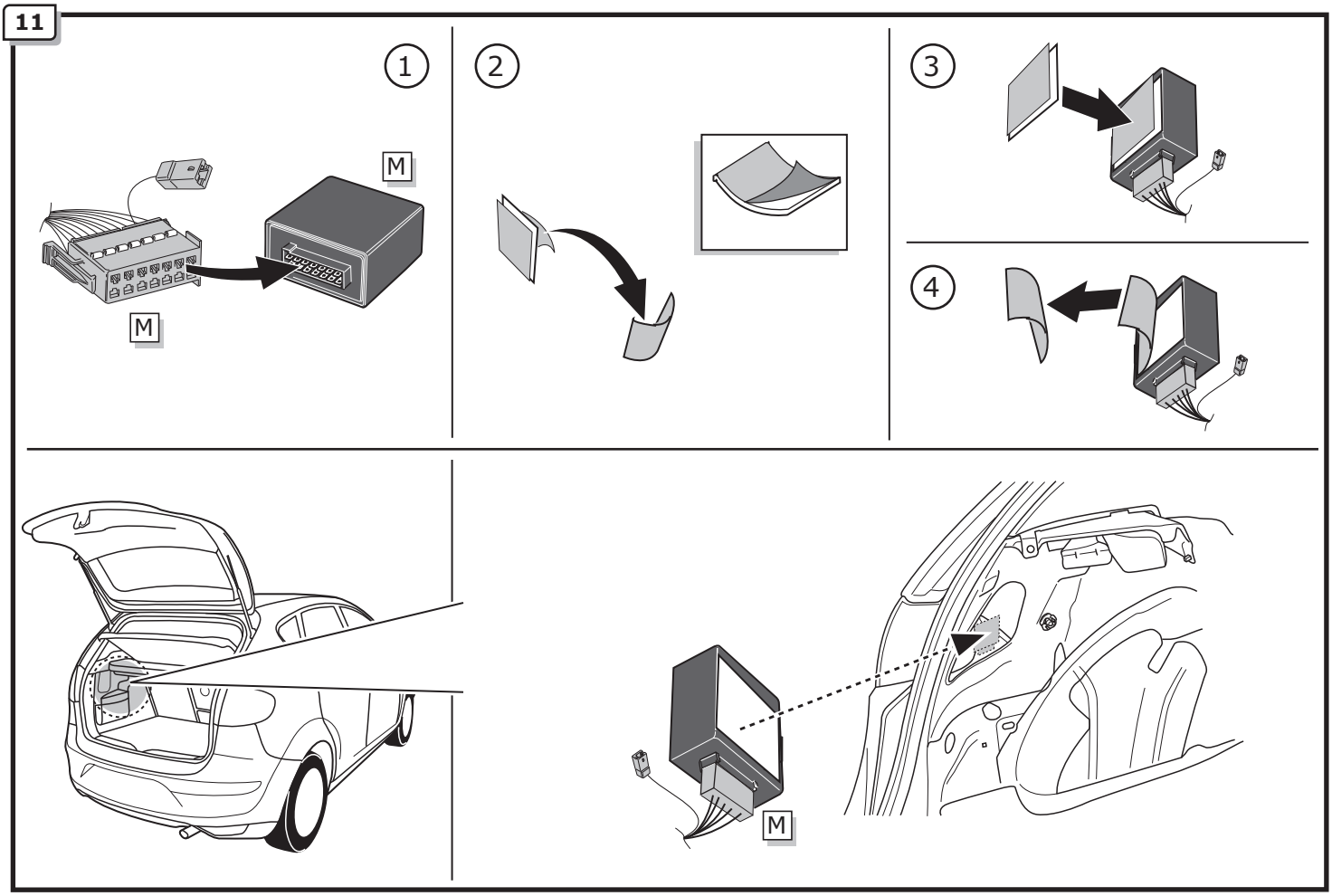

ALTEA / ALTEA XL / ALTEA FREETRACK / TOLEDO / LEON

12

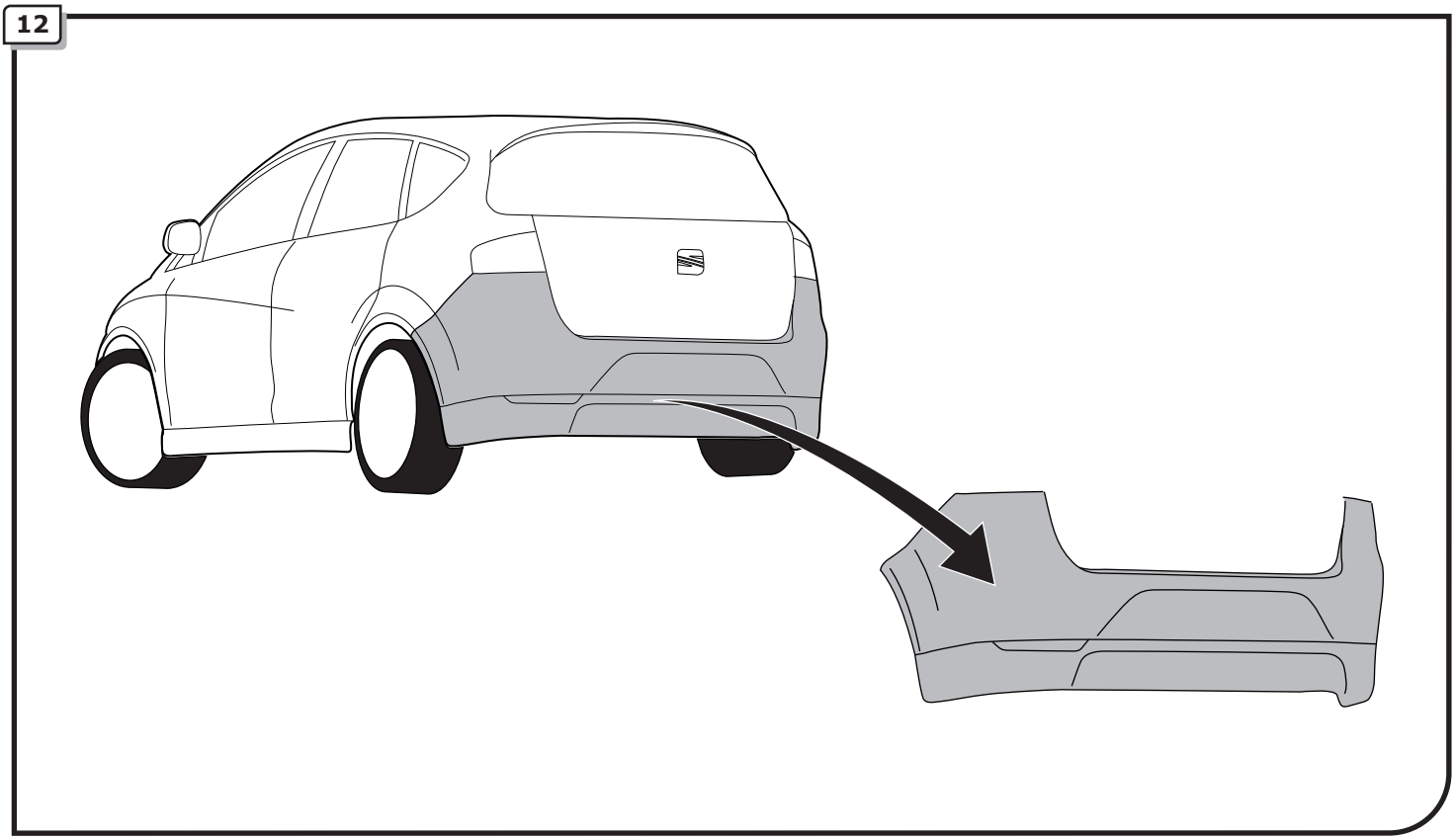

13

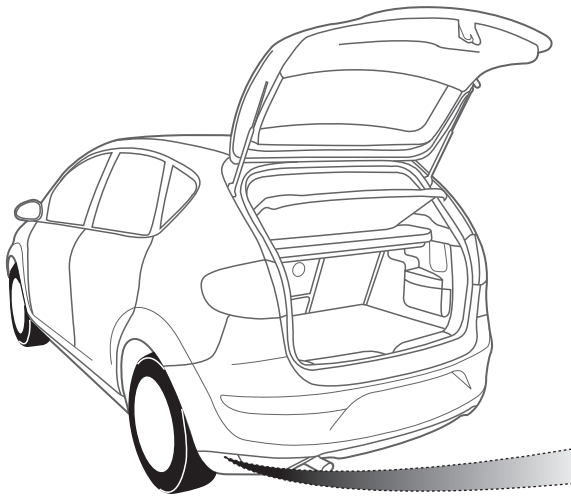

1

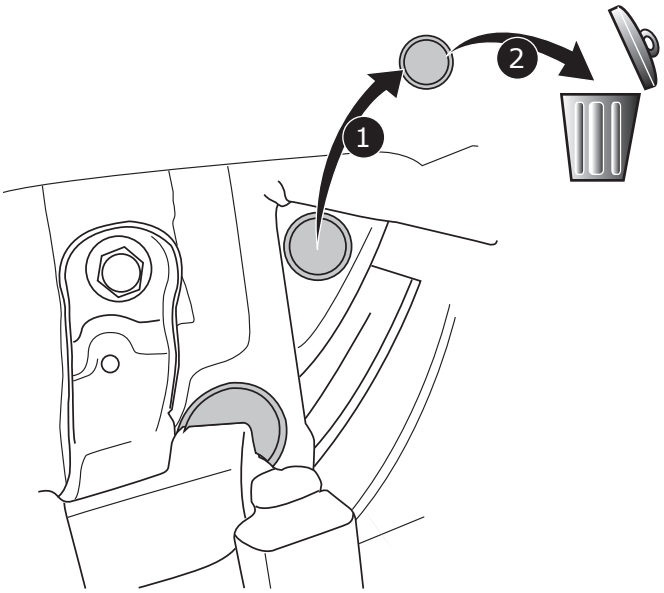

2

14

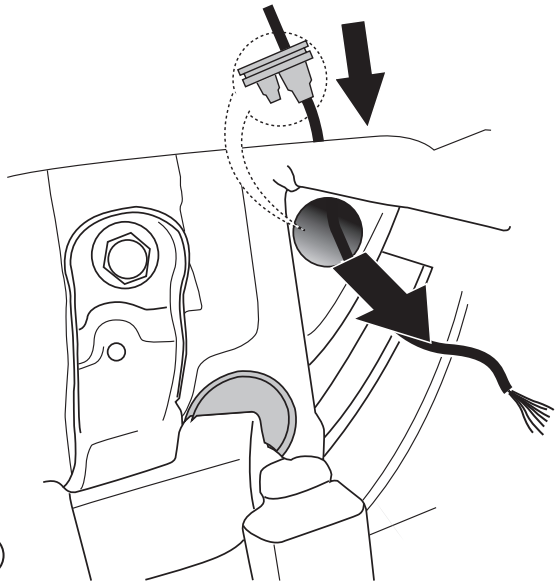

1

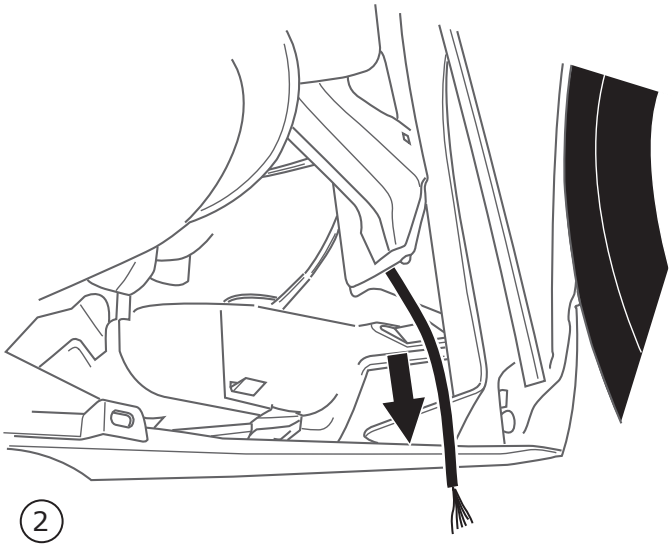

2

15

Opción / Option 1

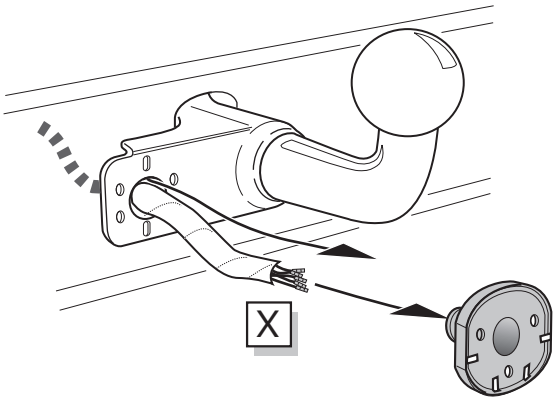

Opción / Option 2

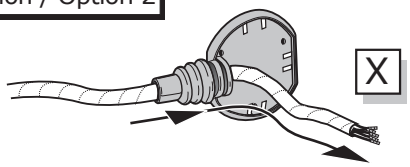

Opción / Option 3



© ECS Electronics B.V.

16

(ES) Conexión de la base
(FR) Connection de la prise
(NL) Contactdoos aansluiting
(GB) Socket connection
(DE) Anschluss Steckdose
(IT) Allaccio zoccolo
(PT) Conexão da tomada
(CZ) Objímkový konektor
(GR) Υποδοχή σύνδεσης
(PL) Połączenie przez gniazdo

Pag. 19

17

Opción / Option 1

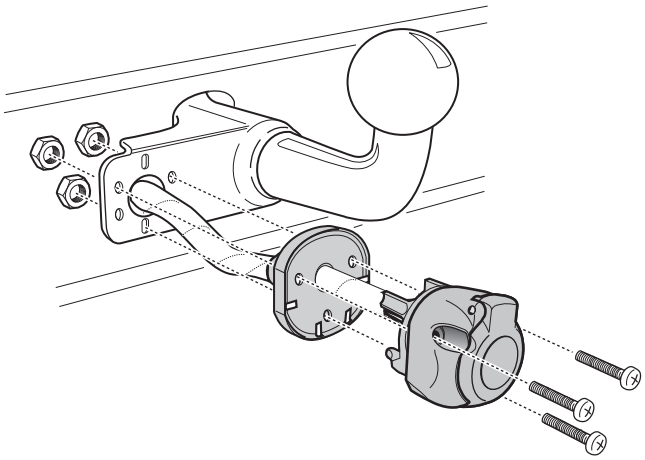

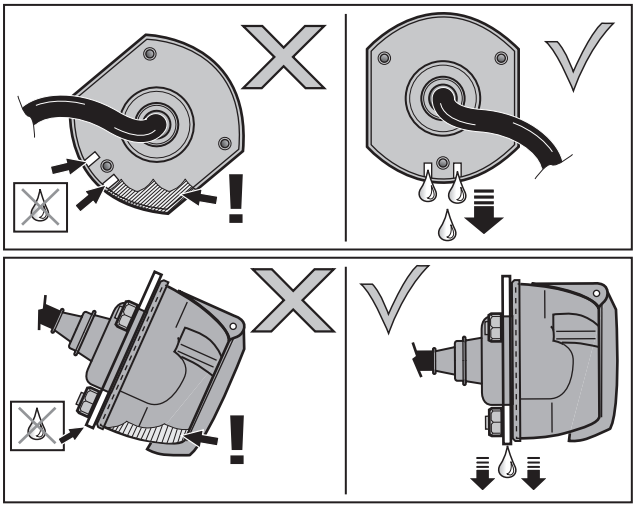

18

Opción / Option 2

1

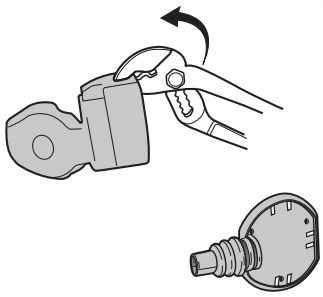

2

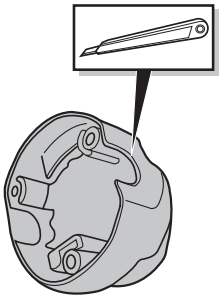

3

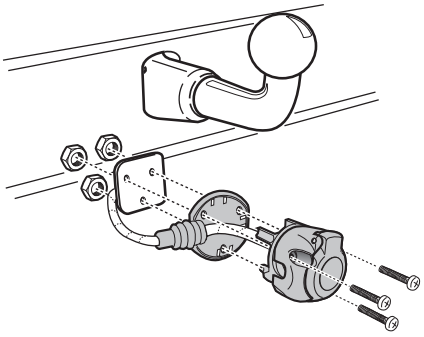

19

Opción / Option 3

1



2

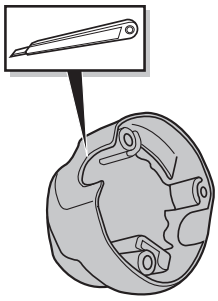

3

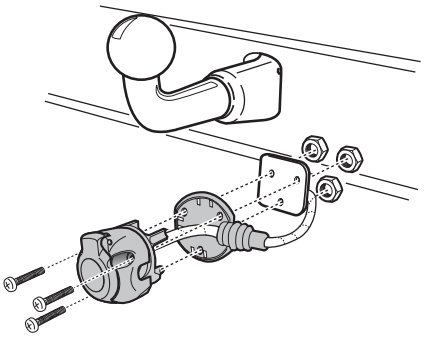

© ECS Electronics B.V.

20

INFO

Pag. 4

ES Colores
FR Couleurs
NL Kleuren
GB Colours
DE Farben
IT Colori
PT Cores
CZ Barevným
GR χρώματα
PL Kolorować

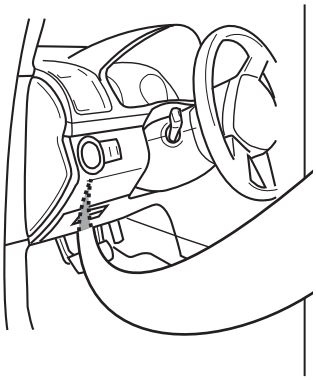

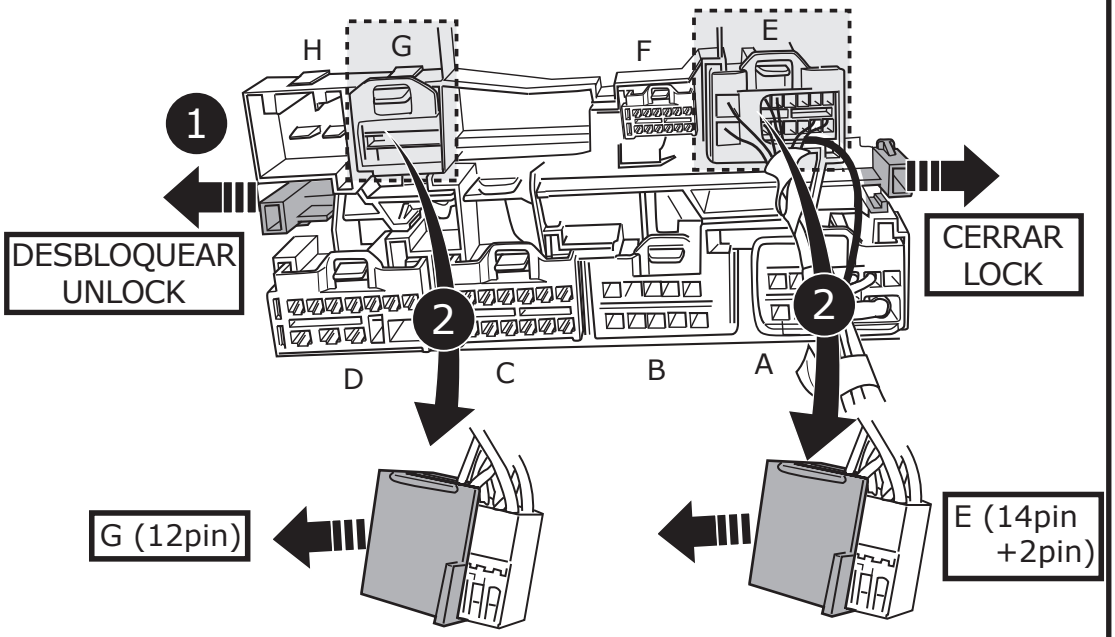

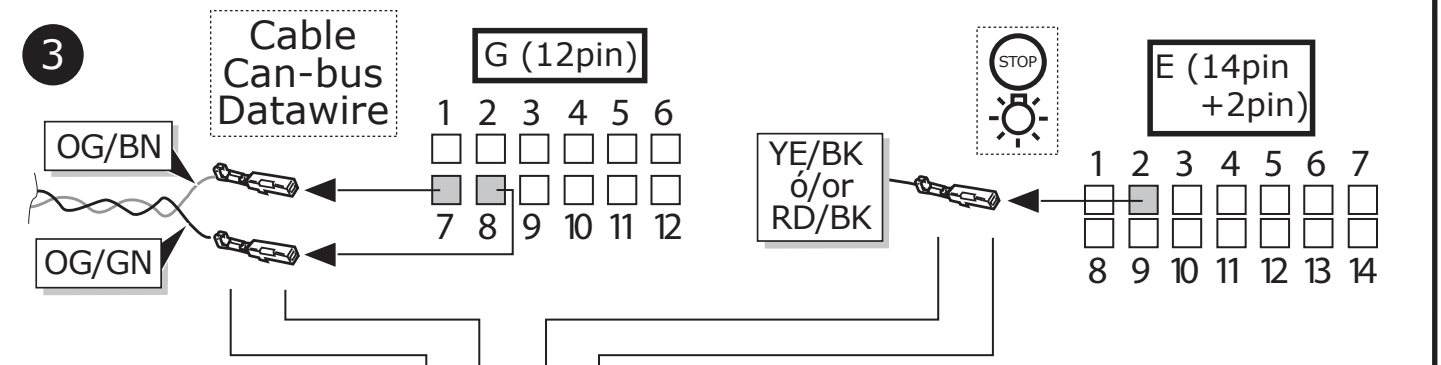

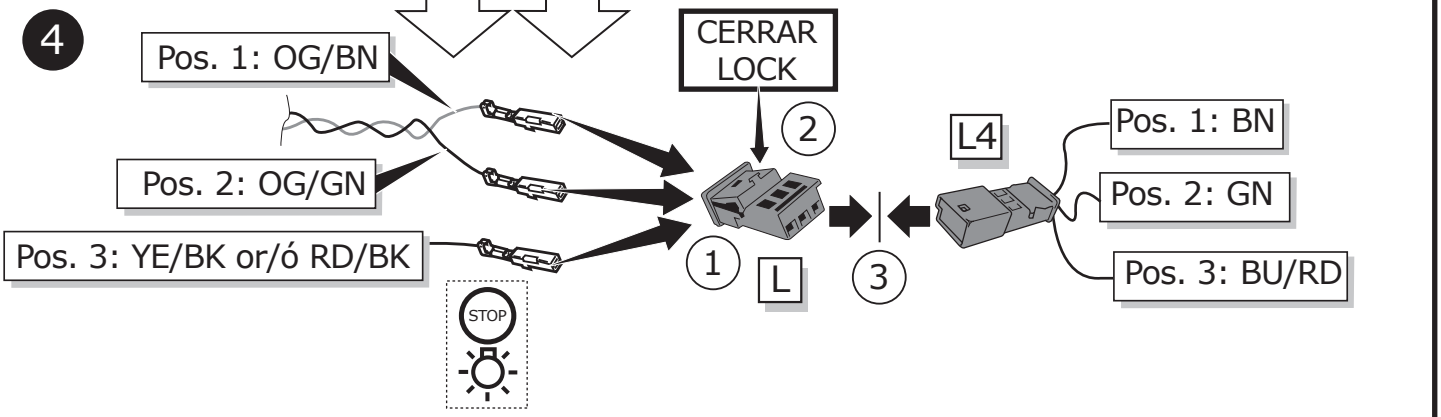

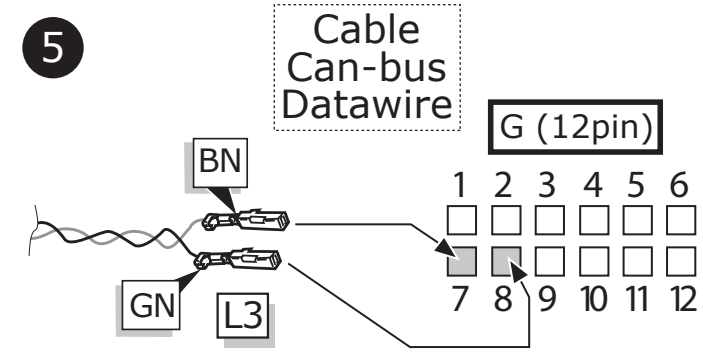

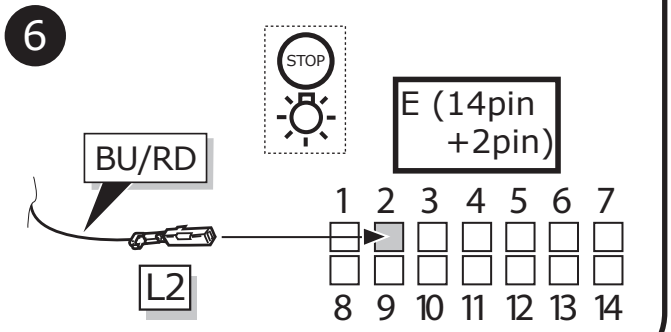

© ECS Electronics B.V.

21

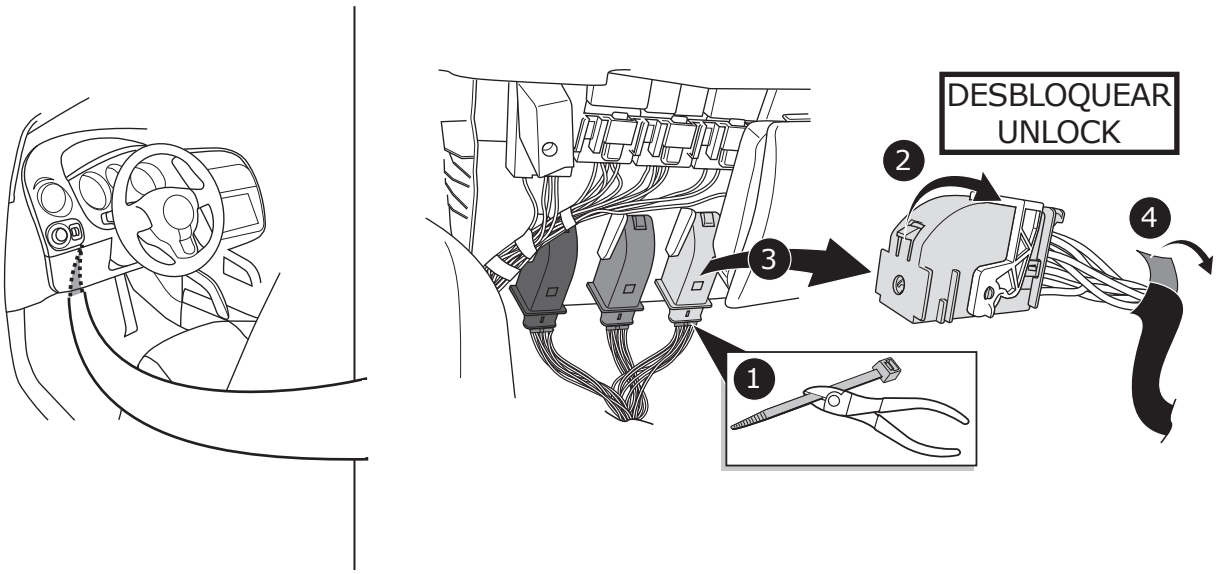
DESBLOQUEAR
UNLOCK
1
2
3
4

22

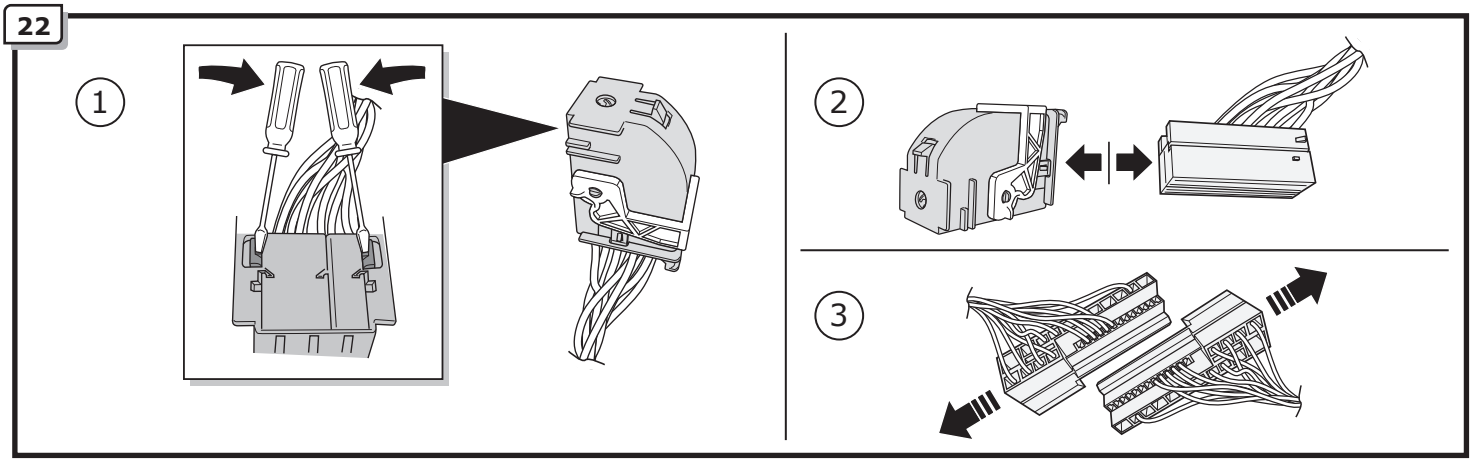
1
2
3

23

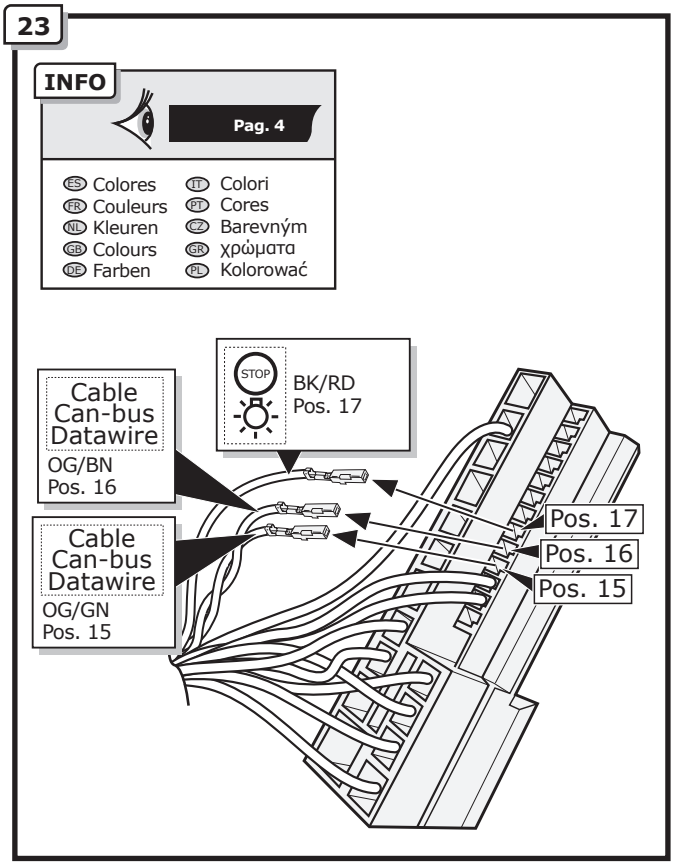
INFO
Pag. 4
ES Colores
FR Couleurs
NL Kleuren
GB Colours
DE Farben
IT Colori
PT Cores
CZ Barevným
GR χρώματα
PL Kolorować
STOP
BK/RD
Pos. 17
Cable
Can-bus
Datawire
OG/BN
Pos. 16
Cable
Can-bus
Datawire
OG/GN
Pos. 15
Pos. 17
Pos. 16
Pos. 15

24

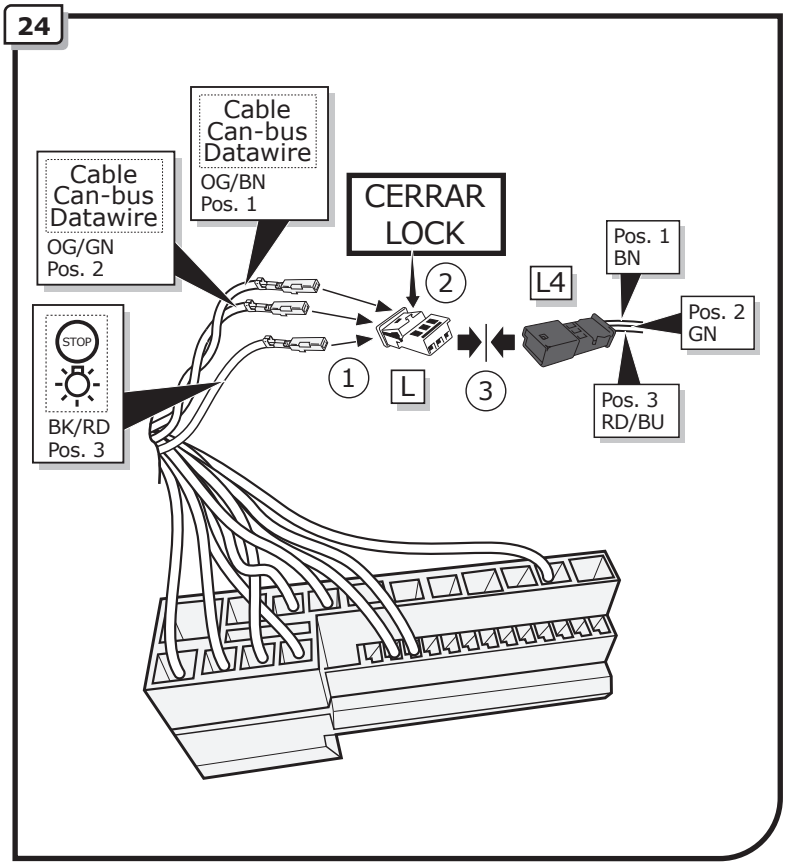
Cable
Can-bus
Datawire
OG/BN
Pos. 1
Cable
Can-bus
Datawire
OG/GN
Pos. 2
CERRAR
LOCK
STOP
BK/RD
Pos. 3
1
2
3
L
L4
Pos. 1
BN
Pos. 2
GN
Pos. 3
RD/BU

25

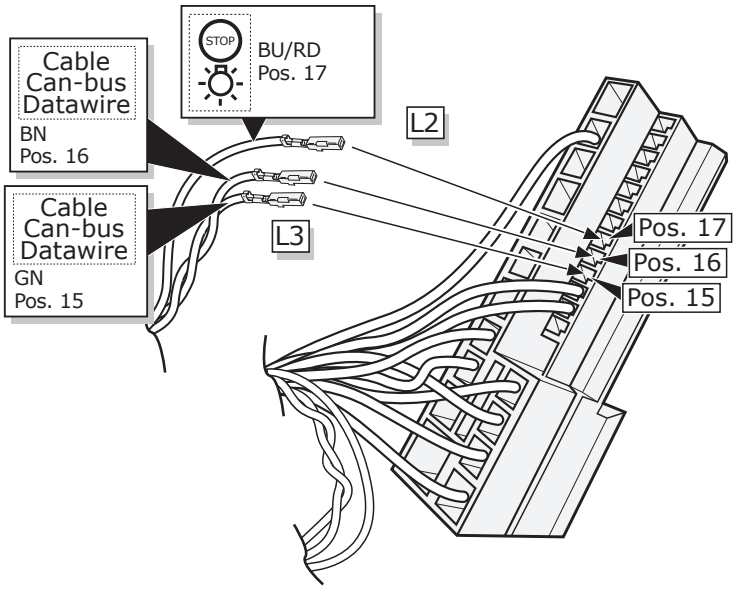
STOP
BU/RD
Pos. 17
Cable
Can-bus
Datawire
BN
Pos. 16
Cable
Can-bus
Datawire
GN
Pos. 15
L2
L3
Pos. 17
Pos. 16
Pos. 15

26

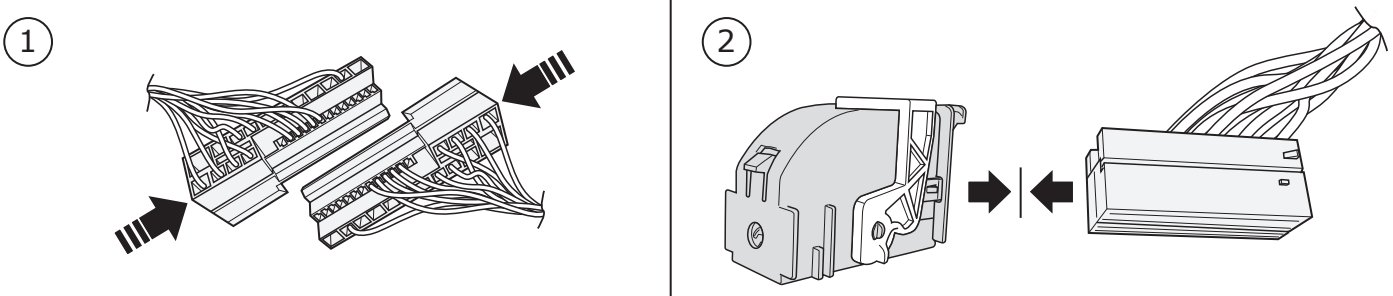
1
2

27

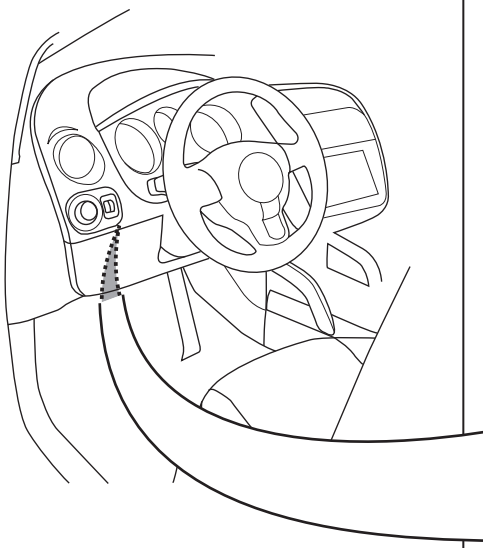

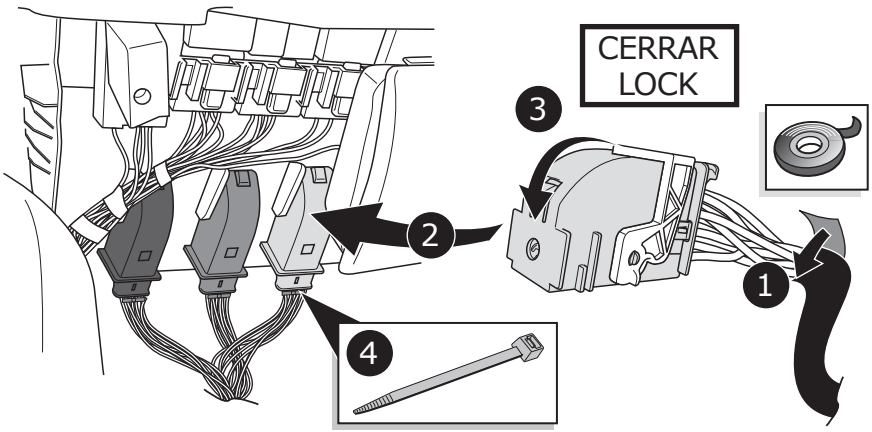
CERRAR
LOCK
3
2
1
4

28

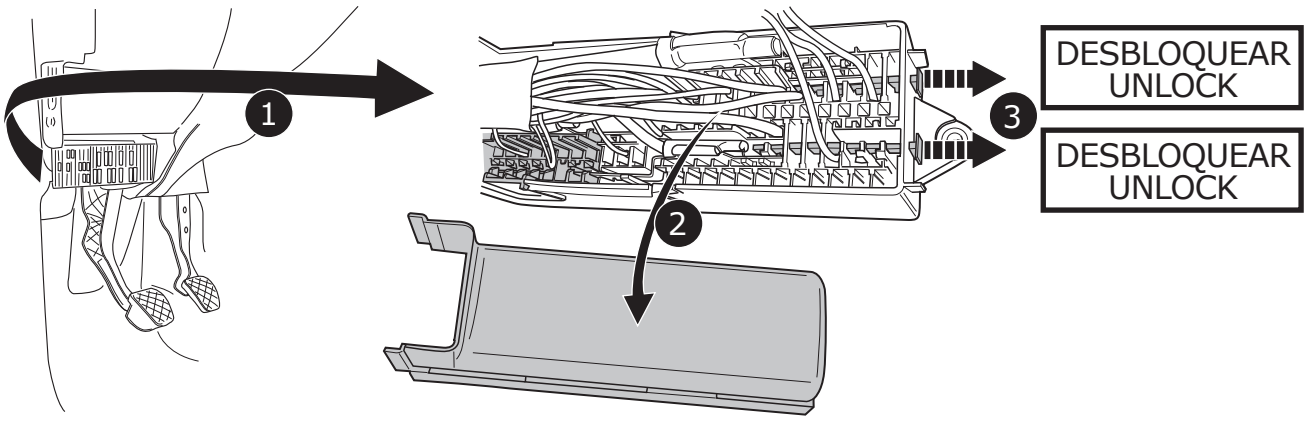
1
2
3
DESBLOQUEAR
UNLOCK
DESBLOQUEAR
UNLOCK

29

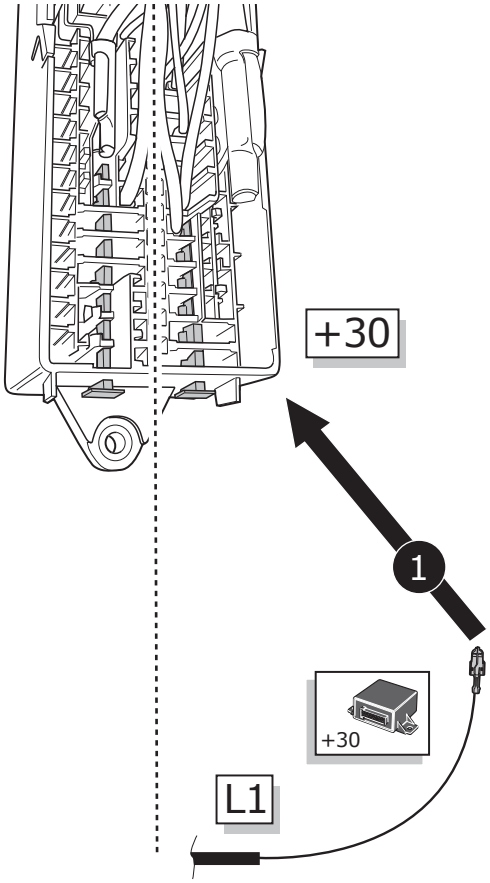
+30
1
+30
L1

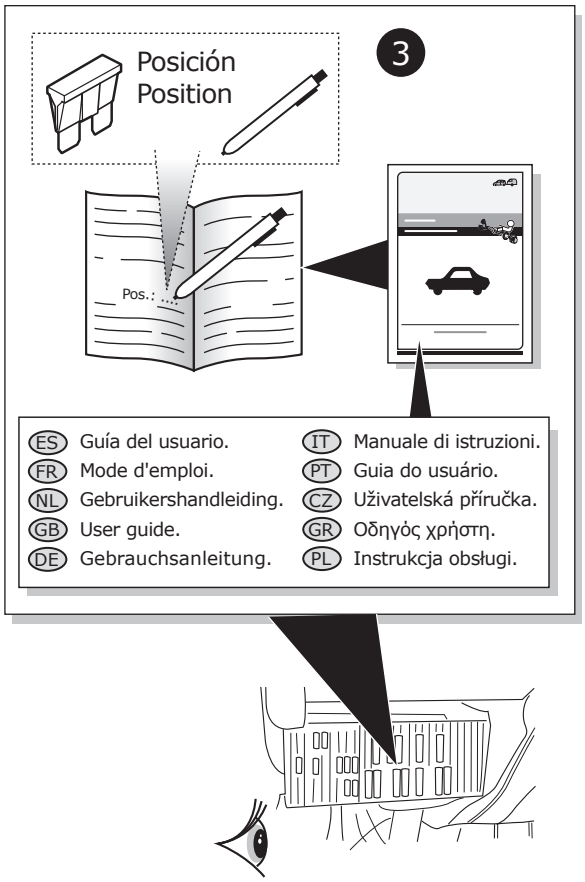
3
Posición
Position
Pos.:
ES Guía del usuario.
FR Mode d'emploi.
NL Gebruikershandleiding.
GB User guide.
DE Gebrauchsanleitung.
IT Manuale di istruzioni.
PT Guia do usuário.
CZ Uživatelská příručka.
GR Οδηγός χρήστη.
PL Instrukcja obsługi.

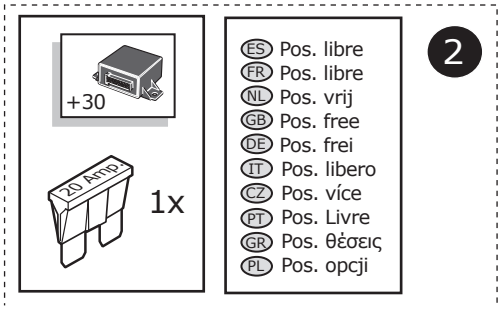
+30
20 Amp.
1x
2
ES Pos. libre
FR Pos. libre
NL Pos. vrij
GB Pos. free
DE Pos. frei
IT Pos. libero
CZ Pos. více
PT Pos. Livre
GR Pos. θέσεις
PL Pos. opcji

ALTEA / ALTEA XL / ALTEA FREETRACK / TOLEDO

30

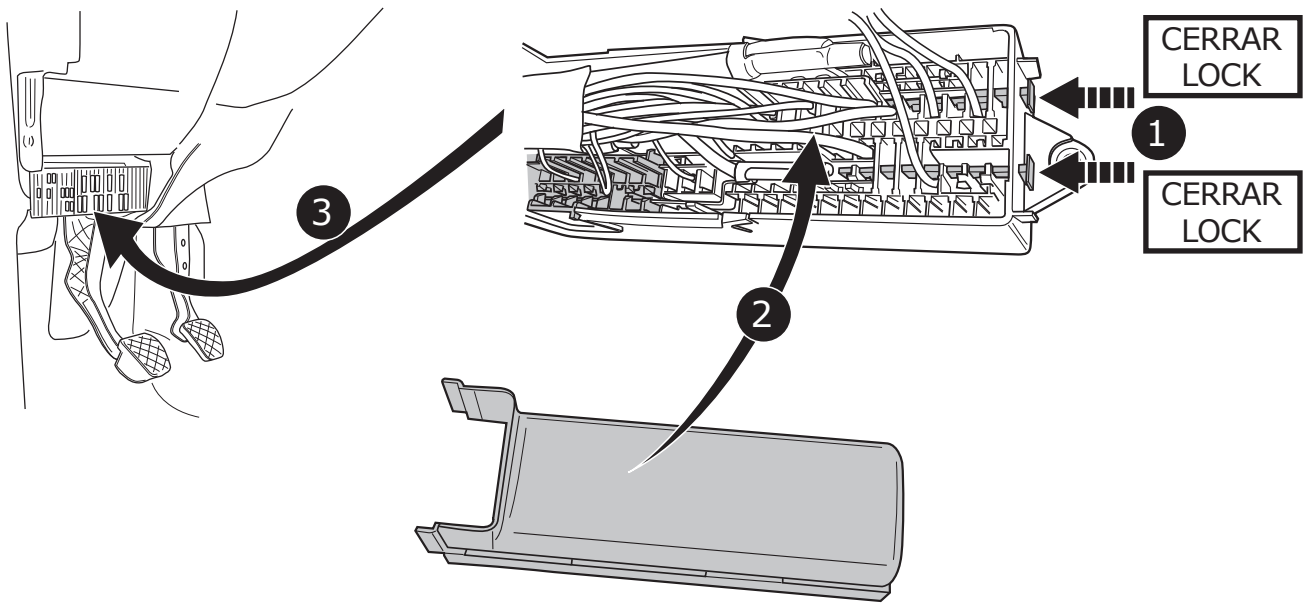

LEON

31

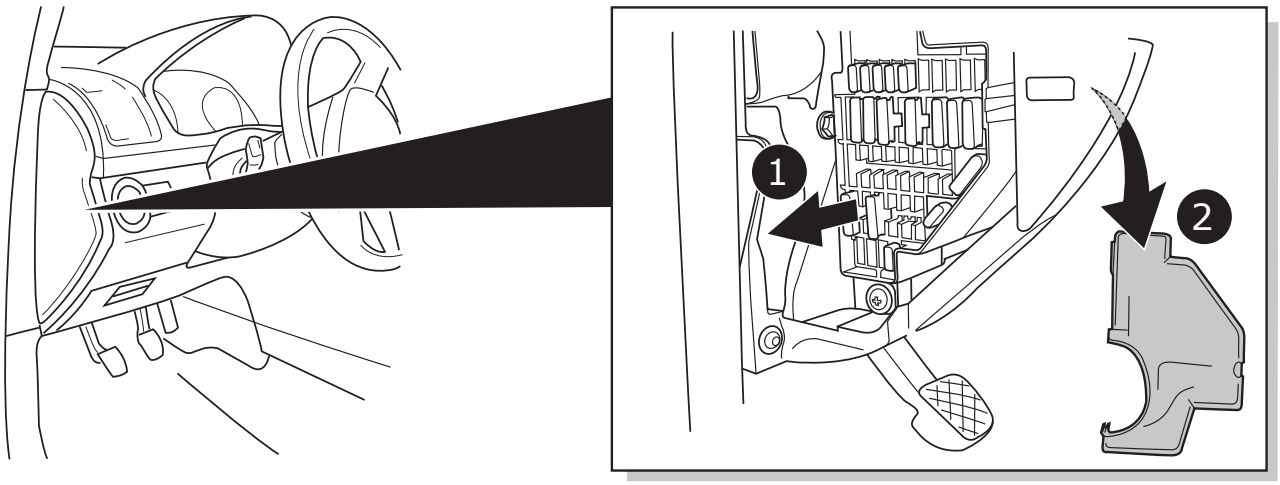

LEON

32

ES En caso de que la posición 11 esté ocupada, usar otra posición libre
FR Dans le cas où la position 11 soie occupée. Utilissez un autre position livre
NL Indien positie 11 bezet is, kies een andere vrije positie
GB If position 11 is taken, use other free position
DE Wenn Position 11 besetzt ist, nehme eine andere freie Position
IT Nel caso in cui la posizione 11 sono occupata, usare un'altra posizione libera
PT Se posição 11 está ocupado, use outra posição livre
CZ Je-li pozice 11 je obsazena, použijte jinou pozici
GR Εάν μια θέση 11 καταλαμβάνεται, χρησιμοποιήστε μια διαφορετική θέση
PL Jeśli stanowisko 11 jest zajęte, używać różnych pozycji

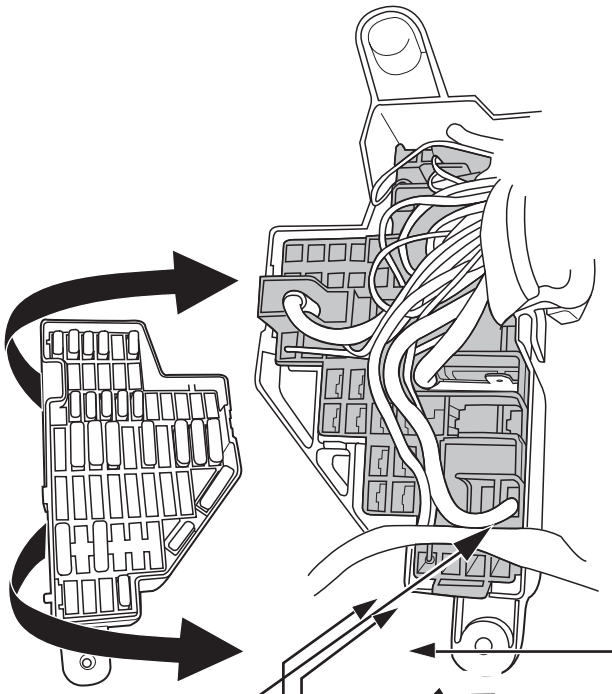

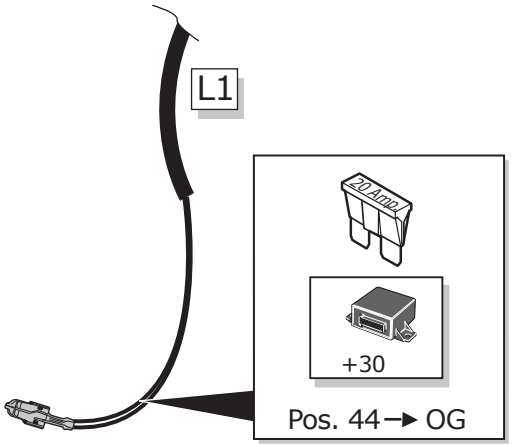

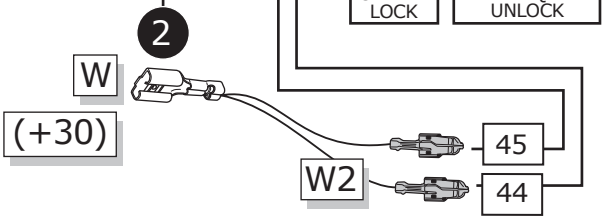

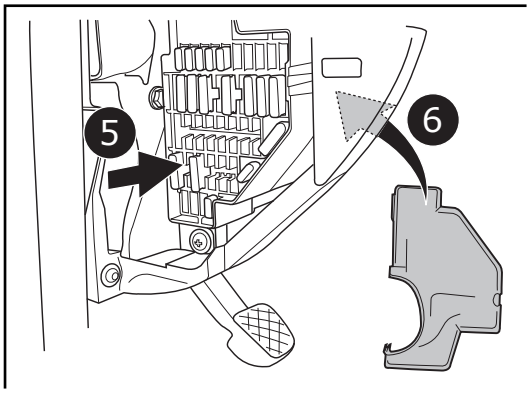

ALTEA / ALTEA XL / ALTEA FREETRACK / TOLEDO / LEON

33



34

ES
- Codificar la BCM según nuevo equipamiento.
- Si el vehículo está equipado con Park Pilot, recodificar la unidad de mando para el nuevo sistema instalado.

FR
- Coder le BCM selon de nouveaux équipements.
- Au cas où le véhicule est équipé avec Park Pilot, recoder l'unité de commande pour le nouvel appareil installé.

NL
- Codeer de BCM in verband met uitbreiding van de uitvoering.
- Als het voertuig is voorzien van Park Pilot, hercodeer dan de betreffende control unit.

GB
- Codify the BCM according to new equippment.
- In case the vehicle is equipped with Park Pilot, recode the control unit for the new installed device.

DE
- Codieren Sie den BCM im Zusammenhang mit der Erweiterung der Ausführung.
- Wenn das Fahrzeug über Park Pilot verfügt, codieren Sie die betreffende Steuereinheit neu.

IT
- Codificare il BCM secondo nuove attrezzature.
- Nel caso in cui il veicolo è equipaggiato con Park Pilot, ricodificare la centralina per il nuovo dispositivo installato.

PT
- Codificar o BCM de acordo com os novos equipamentos.
- No caso do veículo equipado com Park Pilot, recodificar a unidade de controle para o novo dispositivo instalado.

CZ
- Zakódujte BCM v souladu s novým provedením.
- Pokud je vozidlo opatřeno Park Pilotem překódujte příslušnou kontrolní jednotku.

GR
- Κωδικοποιήστε το BCM σύμφωνα με το νέο εξοπλισμό.
- Σε περίπτωση που το όχημα είναι εξοπλισμένο με Park Pilot [Πιλότο Στάθμευσης], κωδικοποιήστε εκ νέου τη μονάδα ελέγχου για τη νέα εγκατεστημένη συσκευή.

PL
- Zakodować BCM w związku z rozszerzeniem wersji.
- Jeżeli pojazd jest wyposażony w Park Pilot, należy przekodować odpowiednią jednostkę sterującą.

35

!

ES ¡COMPROBAR EL CORRECTO FUNCIONAMIENTO DEL KIT CON UN COMPROBADOR CON RESISTENCIA ADECUADA O BOMBILLAS REALES!

FR CONTRÔLER LES FONCTIONS AVEC UNE BOÎTE DE TEST AVEC DE LA CHARGE OU DES LAMPES AVEC LA QUANTITÉ CORRECTE DE WATT!

NL CONTROLEER FUNCTIES MET EEN TESTER MET BELASTING OF LAMPEN MET DE JUISTE WATTAGE!

GB TEST ALL CIRCUIT FUNCTIONS WITH A TESTBOX WITH THE CORRECT POWER LOAD FOR EACH UNIT. A TESTBOX ON WHICH ONLY LEDs ARE USED CAN NOT BE USED IN THIS CASE

DE FUNKTIONEN KONTROLLIEREN MIT EINEM PRÜFGERÄT MIT WIDERSTAND ODER MIT LEUCHTEN MIT DER GENAUEN WATTZAHL!

IT CONTROLLA FUNZIONI CON UN TESTER CON CARICO O LAMPADE DEL GIUSTO WATT-TAGGIO!

PT VERIFIQUE O CORRETO FUNCIONAMENTO DO KIT COM A TESTER COM RESISTÊNCIA DIREITA OU LÂMPADAS REAL!

CZ OVĚŘTE FUNKCE POMOCÍ TESTOVACÍHO BOXU NEBO SVĚTEL S PŘISLUŠNÝM VÝKONEM!

GR ΕΛΕΓΞΤΕ ΤΙΣ ΛΕΙΤΟΥΡΓΙΕΣ ΜΕ 'ΕΝΑ ΚΙΒΩΤΙΟ ΔΟΚΙΜΗΣ ΜΕ ΦΟΡΤΙΟ 'Η ΛΑΜΠΤΗΡΕΣ ΣΩΣΤΗΣ ΠΟΣΟΤΗΤΑΣ ΒΑΤ!

PL SPRAWDŹ FUNKCJE UŻYWAJĄC SKRZYNKI TESTOWEJ Z OBCIĄŻENIEM LUB PODŁĄCZONYMI ŻARÓWKAMI O ODPOWIEDNIEJ MOCY!

INFO

ES Reinstalar componentes
FR Montez les part enléves
NL Terug plaatsen onderdelen
GB Reinstall linings
DE Einzelteile wieder einbauen
IT Rimetti a posto componenti
PT Reinstalar os componentes
CZ Znovu zasuňte obložení
GR Τοποθετήστε ξανά τις επενδύσεις
PL Założyć wykładzinę

© ECS Electronics B.V.

36

- ES Guía del usuario.
- FR Mode d'emploi.
- NL Gebruikershandleiding.
- GB User guide.
- DE Gebrauchsanleitung.
- IT Manuale di istruzioni.
- PT Guia do usuário.
- CZ Uživatelská příručka.
- GR Οδηγός χρήστη.
- PL Instrukcja obsługi.

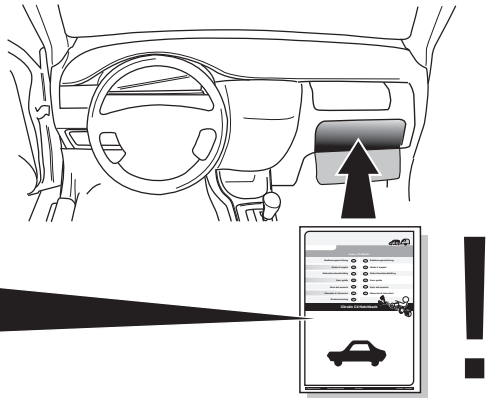

!

INFO

(ES) Conexión de la base
(FR) Connection de la prise
(NL) Contactdoos aansluiting
(GB) Socket connection
(DE) Anschluss Steckdose
(IT) Allaccio zoccolo
(PT) Conexão da tomada
(CZ) Objímkový konektor
(GR) Υποδοχή σύνδεσης
(PL) Połączenie przez gniazdo

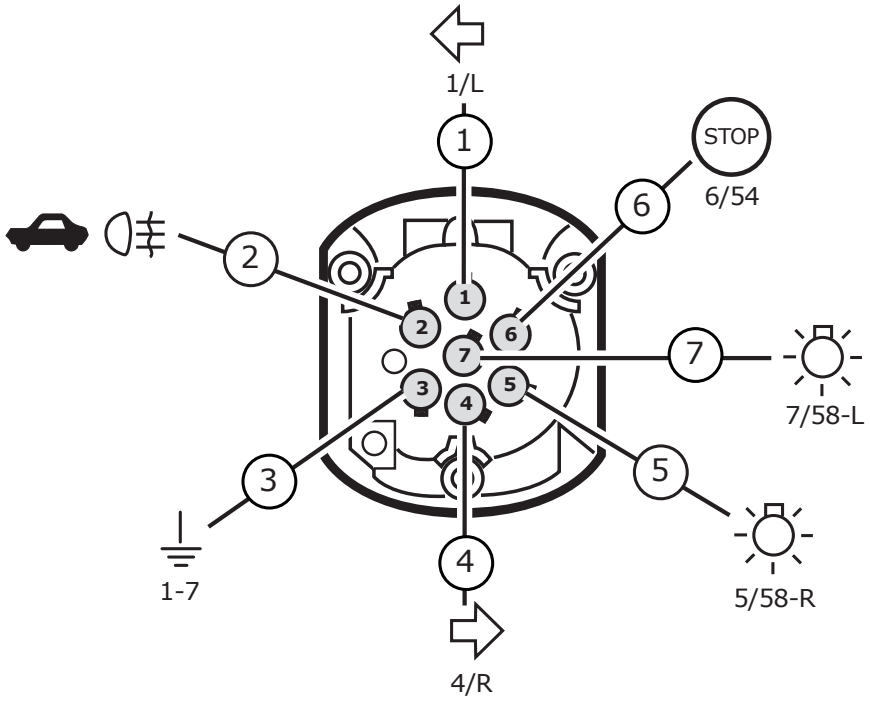

DIN/ISO 1724	⇦	🚗≡	⏚ 1-7	⇨	☼	STOP	☼
	1/L	2	3/31	4/R	5/58-R	6/54	7/58-L
	BKWH	BU	BN	BKGN	GYRD	BKRD	GYBK

! (ES) Colores (FR) Couleurs (NL) Kleuren (GB) Colours (DE) Farben (IT) Colori (PT) Cores (CZ) Barevným (GR) χρώματα (PL) Kolorować

	BK	BN	BU	GY	GN	WH	YE	RD
(ES)	Negro	Marrón	Azul	Gris	Verde	Blanco	Amarillo	Rojo
(FR)	Noir	Marron	Blue	Gris	Vert	Blanc	Jaune	Rouge
(NL)	Zwart	Bruin	Blauw	Grijs	Groen	Wit	Geel	Rood
(GB)	Black	Brown	Blue	Grey	Green	White	Yellow	Red
(DE)	Schwarz	Braun	Blau	Grau	Grün	Weiß	Gelb	Rot
(IT)	Nero	Marrone	Blu	Grigio	Verde	Bianco	Giallo	Rosso
(PT)	Preto	Marrom	Azul	Cinza	Verde	Branco	Amarelo	Vermelho
(CZ)	Černá	Hnědá	Modrá	Šedá	Zelená	Bílá	Žlutá	Červená
(GR)	Μαύρο	Καφέ	Μπλε	Γκρι	Πράσινο	Λευκό	Κίτρινο	Κόκκινο
(PL)	Czarny	Brązowy	Niebieski	Szary	Zielony	Biały	Żółty	Czerwony